


RINT8CH Gateway (Wired)

RINT8CH Gateway (Wired) allows you to connect RINTECH devices around your home which will enable your smart phone to control freely from anywhere with voice or touch command via RINT8CH app on your smart phone.



Product layout



Specification

- Product type: RINT8CH Gateway
- Material: High quality PC material
- Dimension: 90mm x 90mm x 25mm
- Input voltage: DC 5V 1A
- Operating system: iOS 9 / Android 4.4 above
- Wired support: LAN cable
- Wireless control: Anywhere with 2G/3G/4G/5G network on your phone
- Way to control: Touch, App control, Voice control
- Warranty: 1 year
- Free Installation*

Download



RINT8CH App



Network settings

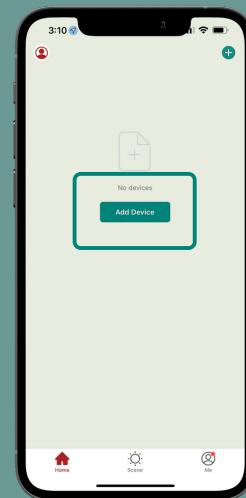
Prepare to setup

- After download RINT8CH app
- Register an account and verify
- Connect RINT8CH Gateway with LAN

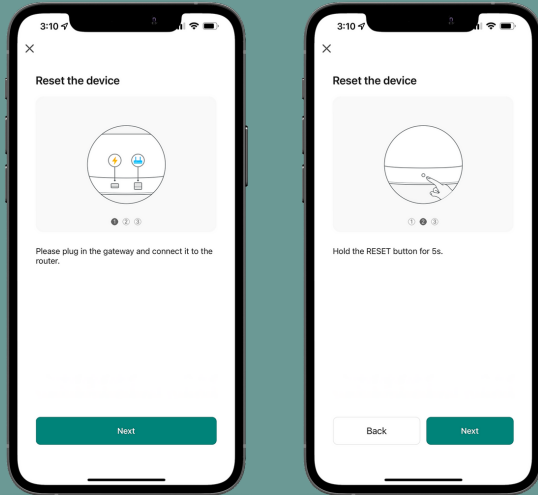


Setup RINT8CH Gateway

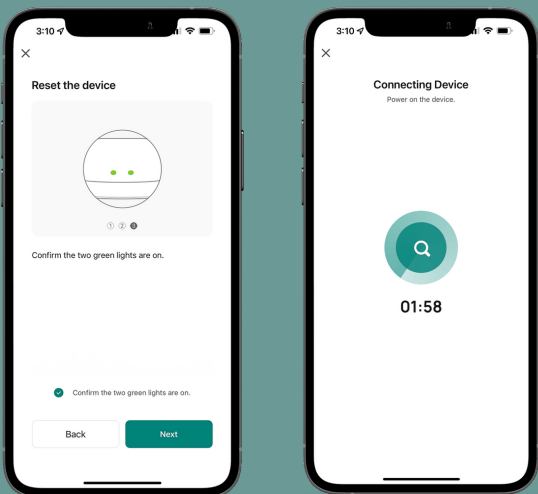
- Add Device
- Select RINT8CH Gateway <Wired>



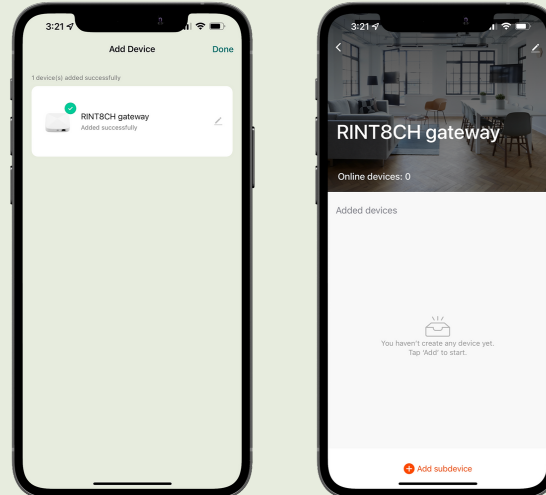
- Make sure RINT8CH gateway is on
- Long press reset button for 5 sec



- Confirm 2 green lights
- Wait for RINT8CH app to connect

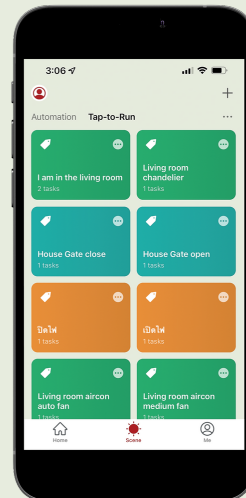


- Connect RINT8CH Gateway
- Enjoy!!



Troubleshoot

- Reset router
- Reset Gateway
- Wait for RINT8CH devices connects
- Enjoy!!!



Related Products




RINT8CH Switch



RINT8CH Socket



RINT8CH Smart gate



RINT8CH Remote